



Zoetry Bench



Zoetry benches bring high-design style to lounge environments. Rounded cushions and upholstered arms elevate comfort. Also available armless, Zoetry benches come in multiple lengths to meet the needs of any lounge space. Zoetry is an elegant collection with design continuity.

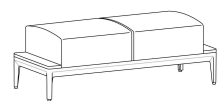
Key Features

- A Seat Sizes**
Benches are available in 2- or 3-seat models with standard or bariatric cushion size options.
- B Thread Detail**
Zoetry offers attention to stitching details with contrasting thread available in 16 colors to complement any design vision.
- C Comfortable Design**
Generously proportioned seat cushions are designed for comfort.
- D Functional Features**
Armless models feature a 4" laminate surface in standard KI finishes, perfect for resting small personal items. Upholstered arm models are available with wood or poly arm caps. Swivel tablet arm models boast an attractive 14" worksurface for functional lounge environments.
- E Elegant Form**
Cast aluminum leg (8.5" H) and faceted aluminum extrusion emphasizes the design aesthetic and provides a cohesive visual among the Zoetry collection. Select from polished aluminum or KI powdercoat finishes.
- F Power**
Optional power modules are available in black or white finishes.
- G Leveling Glides**
Plastic or felt glide options allow for 0.875" of height adjustment to accommodate variances in floor type.



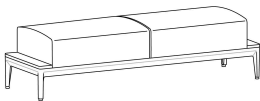
Styles

Armless



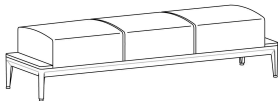
2 Standard Seats

W52" D22" H18"



2 Bariatric Seats

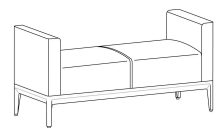
W68" D22" H18"



3 Standard Seats

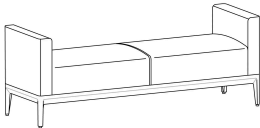
W74" D22" H18"

With Arms



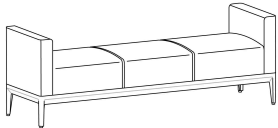
2 Standard Seats

W52" D22" H26"



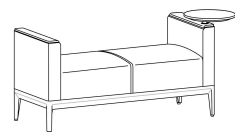
2 Bariatric Seats

W68" D22" H26"



3 Standard Seats

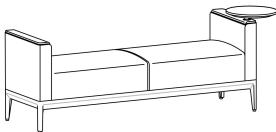
W74" D22" H26"



2 Standard Seats with
Swivel Tablet Arm

W60.5" D29" H29.5"
Tablet: Dia.14"

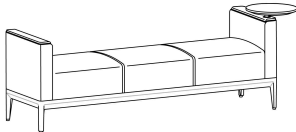
*Available Removable or Non-Removable
*Available Left- or Right-Facing



2 Bariatric Seats with Swivel
Tablet Arm

W76.5" D29" H29.5"
Tablet: Dia.14"

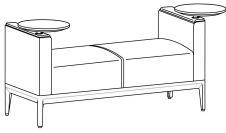
*Available Removable or Non-Removable
*Available Left- or Right-Facing



3 Standard Seats with
Swivel Tablet Arm

W82.5" D29" H29.5"
Tablet: Dia.14"

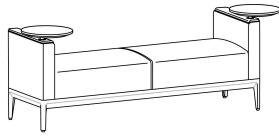
*Available Removable or Non-Removable
*Available Left- or Right-Facing



2 Standard Seats with 2 Swivel Tablet Arms

W69" D29" H29.5"
Tablet: Dia.14"

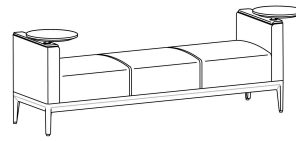
*Available Removable or Non-Removable



2 Bariatric Seats with 2 Swivel Tablet Arms

W85" D29" H29.5"
Tablet: Dia.14"

*Available Removable or Non-Removable



3 Standard Seats with 2 Swivel Tablet Arms

W91" D29" H29.5"
Tablet: Dia.14"

*Available Removable or Non-Removable

Document Links

BROCHURE

[View brochure.](#)

PRICING

[View price list.](#)

PHOTOGRAPHY

[View image gallery.](#)

VIDEOS

[View product videos.](#)

SEE IT SPEC IT

[Create your own virtual spec.](#)

CAD/REVIT SYMBOLS

[View symbol library.](#)

TECH SPECS

[View product specifications.](#)

SUSTAINABILITY

[View environmental data sheet.](#)

SURFACE MATERIALS

[View approved finishes.](#)

IDEA STARTERS

[View idea starters.](#)

GLIDE SELECTION

[View glide selection guidelines.](#)

Zoetry Collection

The poetically crafted aluminum leg and frame design is featured within a broad statement of line and provides visual continuity throughout any environment.



Lounge Seating



Guest Seating



Bench



Occasional Table

WARRANTY

Lifetime

WEIGHT RATING

350 lbs.