



## Tributaire Training Tables



Versatile Tributaire training tables offer an unparalleled selection of styles to meet any need. Choose from fixed and height-adjustable bases, fixed or nesting tops, and three shapes. Add options such as power modules and modesty panels in PET felt or laminate.

# Key Features

---

- A** **Height Options**  
Available in three fixed heights, including 29, 36, and 42".
- B** **Adjustable Height**  
The pneumatic or screw-adjustable base has a 29–42" range.
- C** **Inline Nesting**  
The patent-pending leg allows for compact storage for multiple tables.
- D** **Top Shapes**  
Choose from a variety of top shapes, including rectangle, round\*, and half-Round\* with two edge options, including 74P and knife. \*Nesting Only
- E** **Optional Power**  
Available with 3-prong and single circuit with wire management.
- F** **Polished Appearance**  
Optional polished appearance for foot and mounting head (nesting only) to complement the powder-coated column.
- G** **Caster Options**  
Available in three colors, including black, warm grey, and cottonwood with warm grey tread.
- H** **Glide Options**  
Available in three colors, including black, warm grey, and cottonwood.
- I** **Optional Modesty Panels**  
Available in PET felt and laminate.



# Styles

---

## Fixed Height Fixed Worksurface



Rectangle

W 30, 36, 42, 48, 54, 60, 66,  
72, 84, 96"

D 18, 24, 30, 36"

H 29, 36, 42"



Collaborative

W 60, 66, 72, 84, 96"

D 24, 30, 36"

H 29"

## Pneumatic-Adjustable Fixed Worksurface



Rectangle

W 48, 54, 60, 66, 72"

D 24, 30"

H 29-42"

## Set Screw-Adjustable Fixed Worksurface



Rectangle

W 48, 54, 60, 66, 72"

D 24, 30"

H 29-42"

## Fixed Height Nesting Worksurface



### Rectangle

W 30, 36, 42, 48, 54, 60, 66,  
72"  
D 18, 24, 30, 36"  
H 29, 36, 42"



### Collaborative

W 60, 66, 72, 84, 96"  
D 24, 30, 36"  
H 29"



### Round

W 42, 48"  
D 42, 48"  
H 29"



### Half-Round

W 48, 60, 72"  
D 24, 30, 26"  
H 29"

## Pneumatic-Adjustable Nesting Worksurface



### Rectangle

W 48, 54, 60, 66, 72"  
D 24, 30"  
H 29-42"

## Set Screw-Adjustable Nesting Worksurface

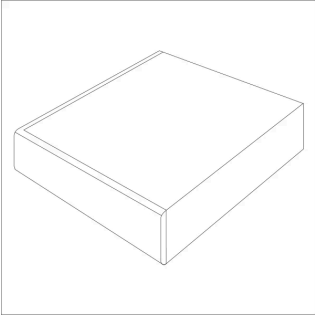


### Rectangle

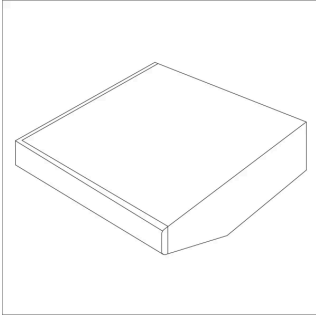
W 48, 54, 60, 66, 72"  
D 24, 30"  
H 29-42"

# Options

## Edge Styles

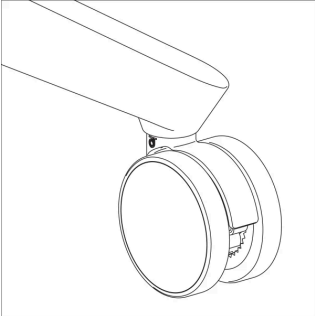


74P Edge

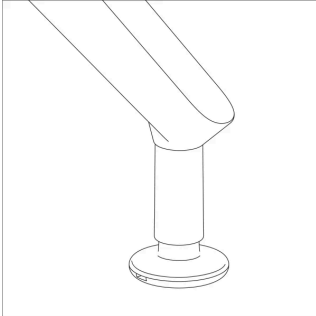


Knife  
User side only

## Feet

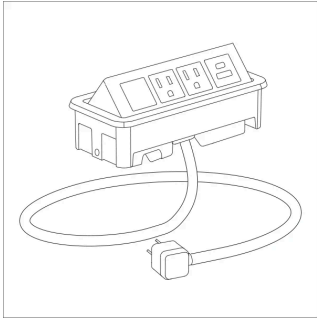


Casters

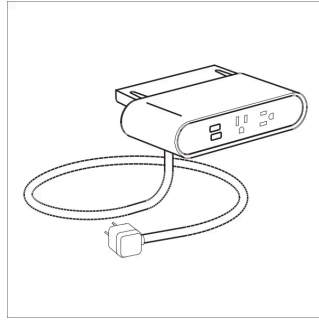


Glides

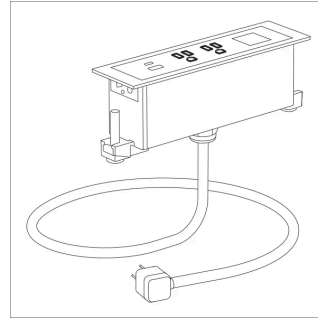
## Power (single circuit or 3-prong plug)



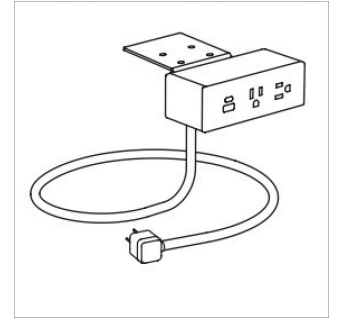
Nacre Pop-up Module



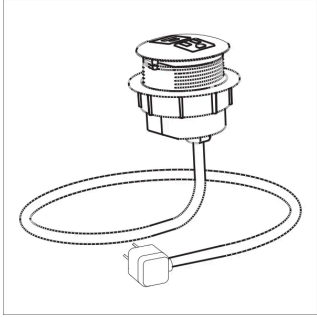
Dubbel Undersurface Module



Dean In-surface Module



Dean Undersurface Module



Node In-surface Module

## Document Links

---

### BROCHURE

[View brochure.](#)

### PRICING

[View price list.](#)

### PHOTOGRAPHY

[View image gallery.](#)

### VIDEOS

[View product videos.](#)

### SEE IT SPEC IT

[Create your own virtual spec.](#)

### CAD/REVIT SYMBOLS

[View symbol library.](#)

### TECH SPECS

[View product specifications.](#)

### SUSTAINABILITY

[View environmental data sheet.](#)

### SURFACE MATERIALS

[View approved finishes.](#)

### PLANNING GUIDE

[View planning guide.](#)

# Tributaire Collection

---

To ensure a cohesive look and optimal functionality, the Tributaire Collection offers a range of tables and complementary pieces such as credenzas, lecterns, monitor stands, and storage screens.



Training Table



Post-Leg Table



Café Table



C-Leg Table



Conference Table



Occasional Table



Storage



Lectern



Nesting Screen

---

WARRANTY

**Lifetime**