



Affina Bariatric Chair



The Affina bariatric chair offers supportive comfort for a wide range of users. Affina captures the essence of line and movement, combining functionality with sophistication, with the bariatric chair prioritizing user safety and dignity.

Key Features

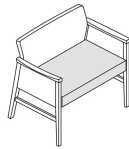
- A** **Contrasting Fabric Option**
Give Affina bariatric chairs a unique look with contrasting fabrics made from durable, high-performance textiles suitable for tough environments.
- B** **Arm Features**
Select either open or closed arm styles. Optional poly arm caps increase durability and add a touch of visual appeal.
- C** **Versatile Design**
Choose from various glide options, including nylon, poly, rubber, and felt, to suit any floor type. These options ensure that the chairs move smoothly and protect your floors, regardless of the surface.



Styles



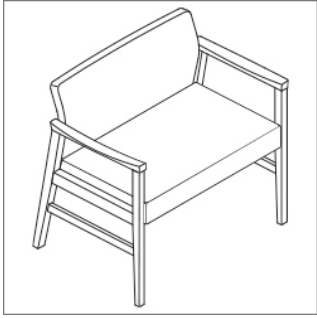
Open Arm
W34" D23.75" H31.5"
Seat: W30" D19" H19"
Arm Height: 27"



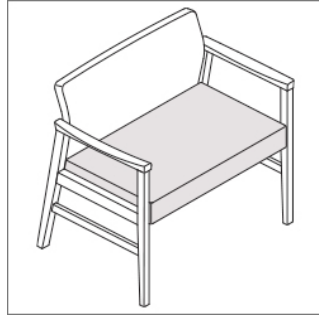
Closed Arm
W34" D23.75" H31.5"
Seat: W30" D19" H19"
Arm Height: 27"

Options

Upholstery



Non-Contrast



Contrast

Document Links

[Pricing →](#)

[Photography →](#)

[CAD/Revit Symbols →](#)

[Documents →](#)

[Material Approvals →](#)

Affina Collection

From first impressions to limitless expressions, Affina is the height of sophistication. Its elegant style hints of romance and history, intertwined with a contemporary and highly customizable design. It effortlessly balances the essentials with the enviable, the indispensable with the inspirational.



Guest Chair



Bariatric Chair



Multiple Seating



Lounge Seating



Sleeper



Recliner



Occasional Table

WARRANTY

Lifetime

WEIGHT RATING

600 lbs.